

ENGINEERING DATA / SPECIFICATIONS

FLEX REDUCER



U. S. Patent No. 6015170

ULTRA-COMPACT REDUCER SPACE-SAVING RESTRAINT (8 1/2-INCH DRAW-UP)



FLEX REDUCER APPLICATIONS

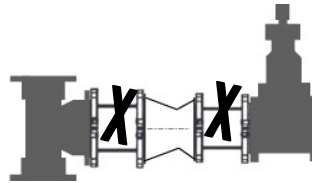
- | | |
|----------------|-----------------------|
| MJ Tees | Flange Tees |
| MJ Valves | Flange Valves |
| MJ Crosses | Flange Hydrants |
| MJ Hydrants | Flange 90's and bends |
| MJ 90's, bends | Large Meters |
| | Backflow Devices |

FLEX REDUCER BENEFITS

- Saves space
- No pipe to saw
- Faster installation
- Less chance for leaks
- Fewer glands to tighten
- Epoxy coating standard
- Mix or match glands — MJ or flange
- Glands deflect and spin to easily align and install
- Heavy-duty split glands are up to 1.5 times thicker

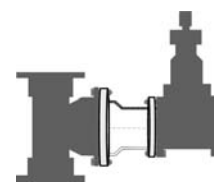
The Infact FLEX REDUCER is a patented product made in U. S. A. It meets the ductile iron and working pressure specifications of AWWA compact fittings, ANSI/AWWA C153/A21.53 — American National Standard for Ductile Iron Compact Fittings 3-Inch Through 24-Inch (76mm Through 610mm) for Water Service.

Other reducers require you to saw pipe or install couplings

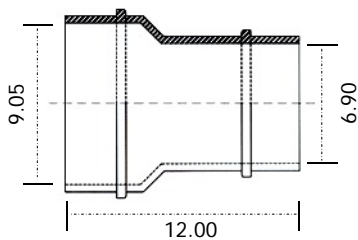


Conventional reducer installation

Save up to 2-feet of space — with less chance for leaks



FLEX REDUCER installation



8x6 Size

SAMPLE SPECIFICATION: Mechanical joint (MJ) and/or flange joint valves, fittings and hydrants shall be restrained using a positive restraint mechanism manufactured in the U. S. A. of ductile iron conforming to ASTM A536, Grade 65-45-12. Both MJ glands shall have the capability of rotating 360-degrees and deflecting the full deflection amount of a mechanical joint. The glands shall bolt to integrally cast barrel ribs without the use of lug bolts, and shall be interchangeable to allow either INFAC T MJ glands or flange glands to be attached in the field. The MJ glands shall be attachable with standard bolts and gaskets conforming to ANSI/AWWA C111/A21.11. The flange glands shall be attachable with standard bolts and gaskets conforming to ANSI/AWWA C110/A21.10 and flange drilling conforming to ANSI Class 125 B16.1. The device shall be supplied with a 7-mil NSF 61 approved fusion bonded epoxy conforming to AWWA C116/A21.16-09 as well as the coating, surface preparation and application requirements of ANSI/AWWA C550. The device shall be INFAC T CORPORATION FLEX REDUCER or equal.

IN FACT

SALES: (888) 773-9130
 FAX: (615) 206-9787
 EMAIL: info@infactcorp.com



www.infactcorp.com