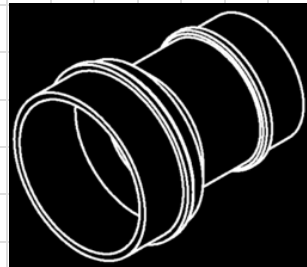


IN FACT

MADE IN
U.S.A.



INFACCT CORPORATION
WATERWORKS PRODUCTS



FLEX REDUCER SPECIFICATIONS


**WATERWORKS
PRODUCTS**

TOLL FREE: 888-773-9130

email: info@infactcorp.com
www.infactcorp.com

FLEX SPACE REDUCER

TIGHT SPACE RESTRAINT
REDUCER-TO-VALVES AND FITTINGS



U.S. PATENT NO. 6015170
MADE IN U.S.A.

FLEX SPACE REDUCER

- Saves space
- No pipe to saw
- Faster installation
- Fewer glands to tighten
- Epoxy coating standard
- Choose MJ or flange glands
- Heavy-duty machined glands
- MJ Glands spin and deflect for easy alignment
- No gimmicks — uses standard gaskets and bolts



CALL YOUR LOCAL WATERWORKS
DISTRIBUTOR FOR PRICES.

IN FACT

www.infactcorp.com
(888) 773-9130

FLEX REDUCER



U. S. Patent No. 6015170

ULTRA-COMPACT REDUCER SPACE-SAVING RESTRAINT (8 1/2-INCH DRAW-UP)



SIZES	8 x 6 MJ x MJ, 8-MJ x 6-Flange
TYPICAL USES	Restrains/reduces valves to tees and crosses Restrains/reduces 90's and other fittings
ADVANTAGES (Product)	<ul style="list-style-type: none"> ✓ Heavy-duty casting, glands up to 1 1/2 times thicker ✓ Ultimate tight-space reducer with 8 1/2-inch draw-up length ✓ No pipe to saw or couplings to install ✓ No couplings or other parts mean fewer possibilities for leaks ✓ Glands interchangeable (on-site), 6-inch MJ or Flange glands ✓ MJ glands spin and deflect for easiest installation ✓ Split glands are machined ✓ Integral casting, no welds ✓ Uses standard bolts and gaskets ✓ Epoxy coating standard ✓ Less expensive than standard reducer assemblies ✓ Faster installation
ADVANTAGES (Manufacturer) <small>INFAC T PRODUCTS ARE AVAILABLE FROM YOUR LOCAL WATERWORKS DISTRIBUTOR</small>	<ul style="list-style-type: none"> ✓ Products made in U. S. A. and Infact is an American-owned company ✓ SAME DAY shipping (orders received before noon) ✓ BIG inventory; backorders are extremely rare ✓ No extra charge to drop ship ✓ No minimum order
WATCH	1) Each Flex Reducer requires the following: a) 1-each standard 6-inch bolt and gasket accessory pak b) 1-each standard 8-inch bolt and gasket accessory pak 2) The 6-inch flange gland uses flange bolts and an MJ gasket.
OPTIONS	Stainless steel kits

IN FACT

SALES: (888) 773-9130
 FAX: (615) 206-9787
 EMAIL: info@infactcorp.com




www.infactcorp.com

8 1/2 inch draw-up

Ultra-compact

Restraint



with heavy-duty glands that spin and *deflect* making it easier and quicker to install



Infact
Ultra-compact
Flex Adaptor

Infact
Ultra-compact
Flex Reducer

IN FACT

TOLL-FREE
1-888-773-9130
www.infactcorp.com

MADE IN U.S.A.
U.S. PATENT NO. 6015170



Comparison of Waterworks Products that Restrain Valves, Fittings and Hydrants

	INFACT FOSTER ADAPTOR	LUG PRODUCT	INFACT FLEX T-2 & T-3	ANCHOR COUPLING	INFACT FLEX ADAPTOR	GRIP RINGS	INFACT FLEX REDUCER
Built-in full axial, circumferential restraint. Restraining forces are spread more evenly than in products using radial bolts or lugs.	X		X	X	X	X	X
Bolt-through restraint	X						
Angular deflection for easy restraint of unaligned fittings			X		X	X	X
Full axial rotation for easy alignment of bolt holes			X	X	X	X	X
Two independent pivot points adjacent to fittings for better close quarters installation and easier connection to misaligned fittings			X		X		X
Requires ONE device to connect fittings (rather than two or more)	X		X	X	X		X
Do not have to cut and install a piece of pipe in order for device to restrain fittings	X			X	X		
Uses standard bolts and gaskets and no radial bolts on pipe that operator may forget to or improperly tighten			X	X	X	X	
Field adaptable to being connected to any length pipe		X				X	
Field adaptable to restrain either MJ or flange joints using interchangeable glands			X		X		X

IN FACT


SALES: (888) 773-9130
 FAX: (615) 206-9787
 EMAIL: info@infactcorp.com



www.infactcorp.com

Cut it
out

TYPICAL REDUCER INSTALLATION



FLEX
REDUCER



8 1/2-inches
|-----|
installed

CUT OUT

- Extra Space
- Extra Time
- Extra Parts
- Extra Money

The INFAC T FLEX REDUCER restrains your valves and fittings directly, without the need for additional couplings or other products.



FLEX
REDUCER

U. S. Patent No. 6015170
Made in U. S. A.

IN FACT

TOLL-FREE
1-888-773-9130
www.infactcorp.com



ENGINEERING DATA / SPECIFICATIONS

FLEX REDUCER



U. S. Patent No. 6015170

ULTRA-COMPACT REDUCER SPACE-SAVING RESTRAINT (8 1/2-INCH DRAW-UP)



FLEX REDUCER APPLICATIONS

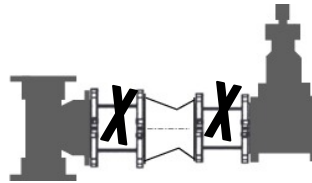
- | | |
|----------------|-----------------------|
| MJ Tees | Flange Tees |
| MJ Valves | Flange Valves |
| MJ Crosses | Flange Hydrants |
| MJ Hydrants | Flange 90's and bends |
| MJ 90's, bends | Large Meters |
| | Backflow Devices |

FLEX REDUCER BENEFITS

- Saves space
- No pipe to saw
- Faster installation
- Less chance for leaks
- Fewer glands to tighten
- Epoxy coating standard
- Mix or match glands — MJ or flange
- Glands deflect and spin to easily align and install
- Heavy-duty split glands are up to 1.5 times thicker

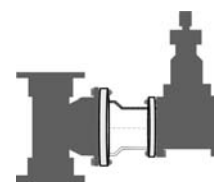
The Infact FLEX REDUCER is a patented product made in U. S. A. It meets the ductile iron and working pressure specifications of AWWA compact fittings, ANSI/AWWA C153/A21.53 — American National Standard for Ductile Iron Compact Fittings 3-Inch Through 24-Inch (76mm Through 610mm) for Water Service.

Other reducers require you to saw pipe or install couplings

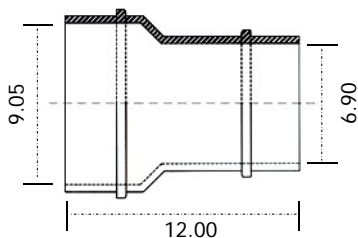


Conventional reducer installation

Save up to 2-feet of space — with less chance for leaks



FLEX REDUCER installation



8x6 Size

SAMPLE SPECIFICATION: Mechanical joint (MJ) and/or flange joint valves, fittings and hydrants shall be restrained using a positive restraint mechanism manufactured in the U. S. A. of ductile iron conforming to ASTM A536, Grade 65-45-12. Both MJ glands shall have the capability of rotating 360-degrees and deflecting the full deflection amount of a mechanical joint. The glands shall bolt to integrally cast barrel ribs without the use of lug bolts, and shall be interchangeable to allow either INFAC T MJ glands or flange glands to be attached in the field. The MJ glands shall be attachable with standard bolts and gaskets conforming to ANSI/AWWA C111/A21.11. The flange glands shall be attachable with standard bolts and gaskets conforming to ANSI/AWWA C110/A21.10 and flange drilling conforming to ANSI Class 125 B16.1. The device shall be supplied with a 7-mil NSF 61 approved fusion bonded epoxy conforming to AWWA C116/A21.16-09 as well as the coating, surface preparation and application requirements of ANSI/AWWA C550. The device shall be INFAC T CORPORATION FLEX REDUCER or equal.






IN FACT

SALES: (888) 773-9130
 FAX: (615) 206-9787
 EMAIL: info@infactcorp.com



www.infactcorp.com

Installer's Guide

PRODUCT	DESCRIPTION	INSTALLED DRAW-UP DISTANCE	TYPE OF JOINT		RECOMMENDED APPLICATIONS		
			MJ	FLANGE	VALVES	FITTINGS	HYDRANTS
FOSTER ADAPTOR	Bolt-thru MJ Adaptor 	Sizes 3-12: 1-inch --- Sizes 14-24: 2-inches --- Sizes 30-36: 3-inches	✓		✓	✓	
FLEX T-2	Self-Restraining 2-way Tee 	0 inches --- (Direct Restraint)	✓	✓	✓	✓	
FLEX T-3	Self-Restraining 3-way Tee 	0 inches --- (Direct Restraint)	✓	✓	✓	✓	
FLEX ADAPTOR	Ultra-Compact Coupling 	8 1/2 inches	✓	✓	✓	✓	✓
FLEX REDUCER	Ultra-Compact Reducer 	8 1/2 inches	✓	✓	✓	✓	✓

